

# The Mystery of the Shape Shifting Pet





# THE MYSTERIES OF JABALI AND SAUTI





**COPYRIGHT ©2023**

**The Mystery of the Shape Shifting Pet** is a story based on the fictional world of “**The Mysteries of Jabali and Sauti**” developed by three Kenyan companies - kikapu.studio, Studio Ang & The LAM Sisterhood under the stewardship of The Aga Khan Foundation, supported by The LEGO Foundation looking to generate media content to elevate the importance of reading for enjoyment and learning through plays across Kenya (and East Africa).

**CREDITS**

Picture Book Series Editors: **The LAM Sisterhood**  
Design & Art Direction by: **kikapu.studio**

Written By: **Wangari Grace**  
Illustrated By: **Suhun Shin, Collins Kibe Ngugi & Minnie Kasyoka**  
Layout: **Hannah Weru**







It is another average day in Tisa.

Here is Juma.  
Juma has found a small egg.





**"I love this egg," Juma says.  
"I will keep it in my room.  
This egg will be my pet."**



**"That is a beautiful egg, Juma," Jabali says.**

**"It is a tiny egg," says Sauti.**


**"It is a beautiful, tiny egg," says Juma.**





Juma is sad.  
He cannot see his egg.

Can you see Juma's pet?



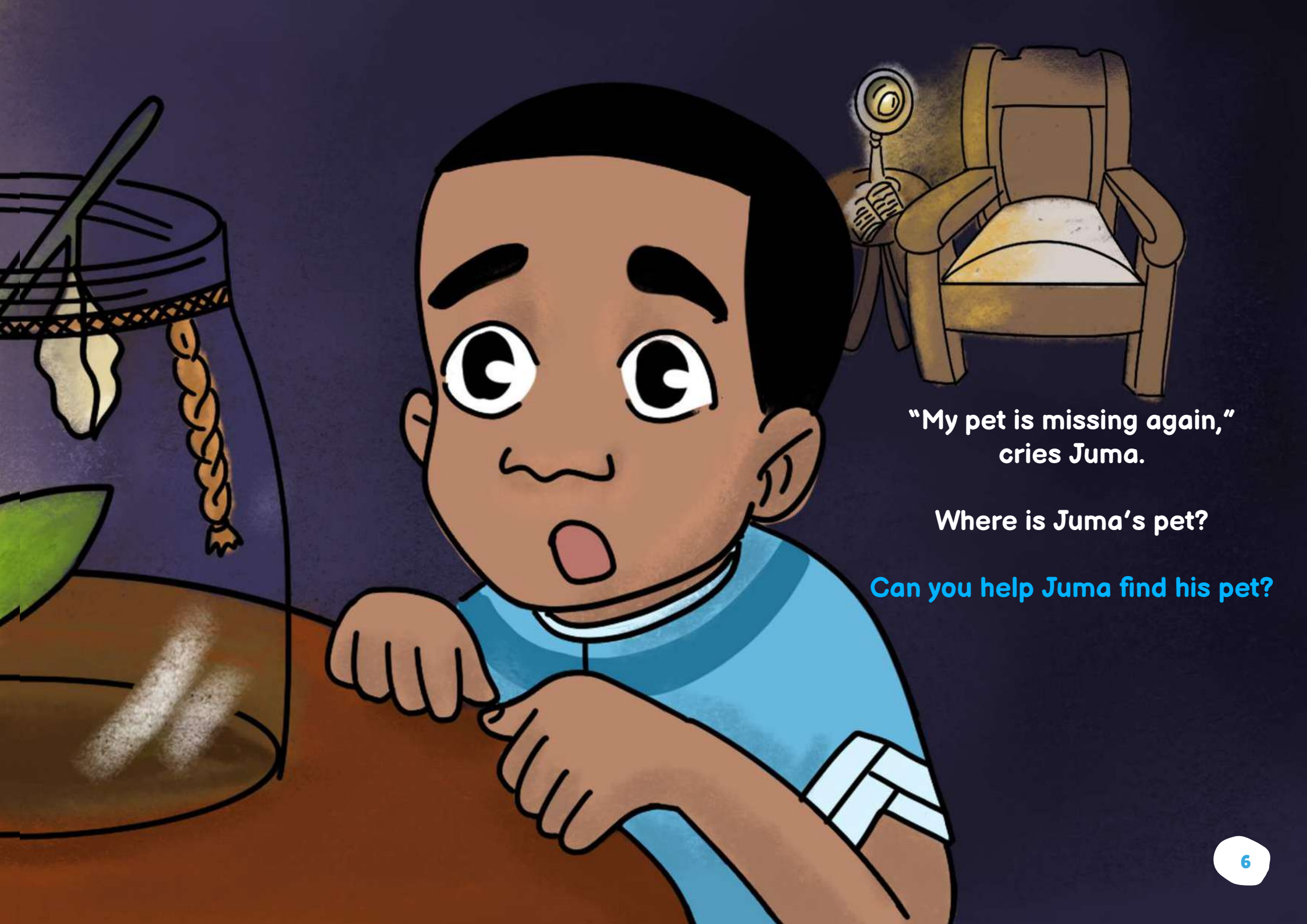


"Look at Juma's pet," Jabali says.  
"It is not an egg anymore," Sauti says.  
"It is now long and squishy," Juma whispers.



It is a caterpillar!





**"My pet is missing again,"  
cries Juma.**

**Where is Juma's pet?**

**Can you help Juma find his pet?**



**"I can help," says Sauti.**  
**"I can help too," says Jabali.**



**Let's help find Juma's pet.**

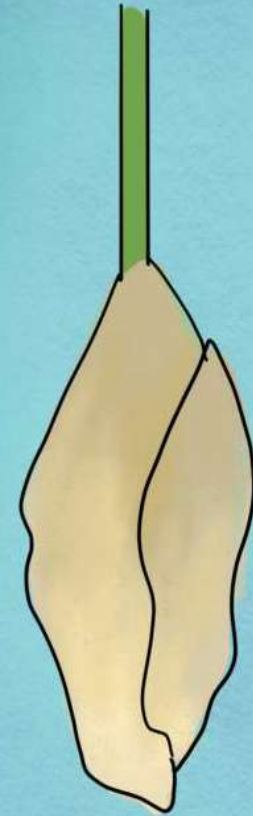



**"Your pet is still here," says Jabali.  
"Look at the cocoon. The cocoon is cracking," Sauti says.**

**What do you think is inside?**







**"Can you see that? 1 huge eye.  
2 antennas.  
4 beautiful wings.  
6 long legs.  
There is your pet, Juma," Jabali says.**

**“How lovely,” Juma says.  
“First, it was a small egg. Then, it was a long, squishy caterpillar. Now it is all grown.  
It is a bright, colourful butterfly!”**

**Mystery solved!**





# PLAY AREA



Hey,

Welcome to the Play area.

Did you enjoy solving the mystery in this story?

This is Juma. He is our friend and Tisa's Game Master.

He's going to show you an amazing game or activity that you can play with your friends or by yourself.



Hello,  
I'm Juma. What's your name?

Do you want to do something fun?

## Introduction:

Create a beautiful butterfly

## JOIN THE DOTS

### LET'S DO SOMETHING

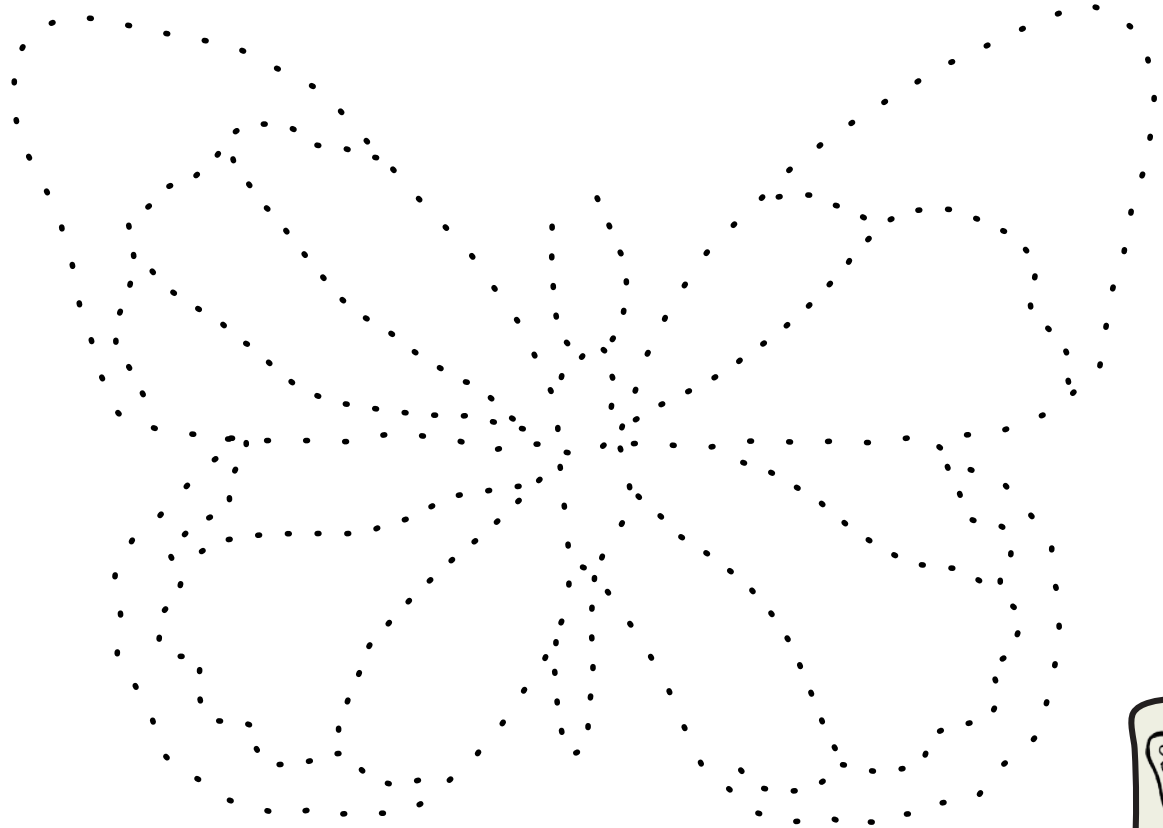
**Materials:** Pencil, Blank Piece of Paper, Eraser, Colours

1

Put a blank piece of paper on top of this activity and trace it with a pencil. Connect the dots together by using the picture preview to guide you. Try to curve some of the lines to make your special butterfly drawing.

2

Repeat to make your drawing look even better. Colour and decorate your butterfly as you like.



### Preview







# THE MYSTERIES OF JABALI AND SAUTI

## SEASON 1

### Which mystery will you read next?

1. The Mystery of Jabali's Pen
2. The Mystery of the Disappearing Yummies
3. The Quest for Mrs. Quack's Eggs
4. The Mystery of the Cracked Feet
5. The Mystery of the Shape Shifting Pet
6. The Mystery of the Disappearing Girl
7. The Mystery of the Fallen Nest
8. The Mystery of the Howling Wind
9. The Mystery of the Duckling in the Bucket
10. The Mystery of the Abandoned Smushoos
11. The Mystery of Missing Sleep
12. The Mystery of the Funny Feeling
13. The Mystery of Giant Jabali
14. The Mystery of the Lion's Roar
15. The Mystery of Morning Tide
16. The Mystery of the Wish-Watch



AGA KHAN FOUNDATION  
An agency of the Aga Khan Development Network

The LEGO Foundation