


LETS MAKE SOMETHING

Game 43.



CHALLENGE BOARD

Instructions

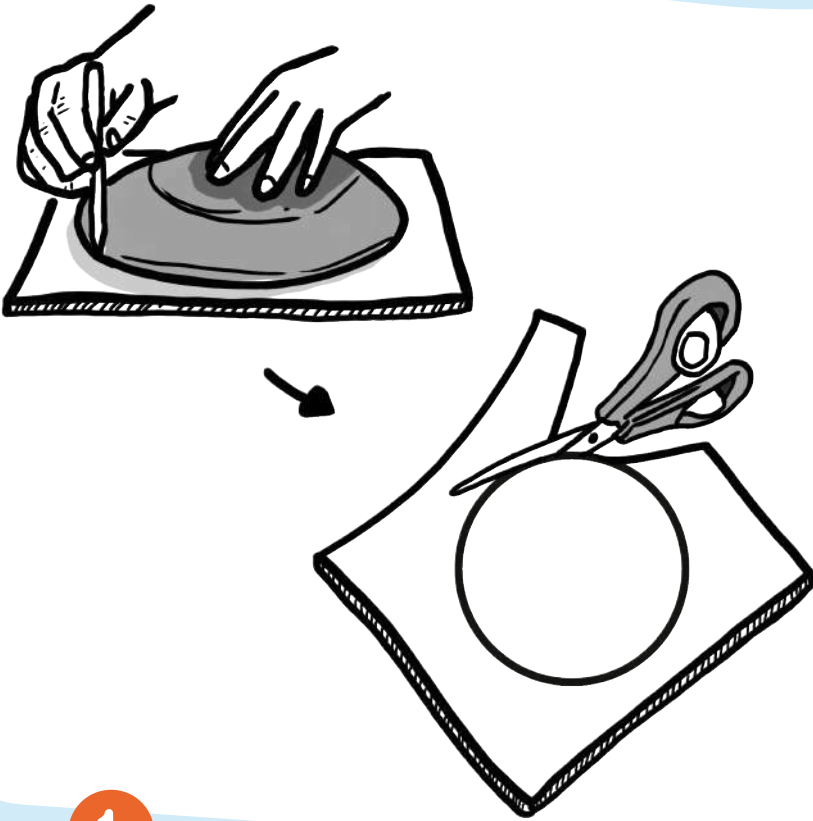


Introduction:

Complete the challenge before the count of 10. Beat as many challenges as you and your friends can.

Materials:


Piece of Cardboard, 1 Sheet of White Paper, Pen or Marker, Scissors, Small Plate, Dice, Ruler




1

Use a small plate to draw a circle on the piece of paper. Cut out the circle.

2




Use a pen or marker to draw 3-4 lines across the circle, running through the centre. Try and make the sections the same size.



3


In each section write a challenge. Here are a few ideas:

- Find a kitchen item
- Touch something blue
- Jump 10 times
- List animals starting with letter 'S'
- Switch your left and right shoe
- Find and bring 3 different types of leaves



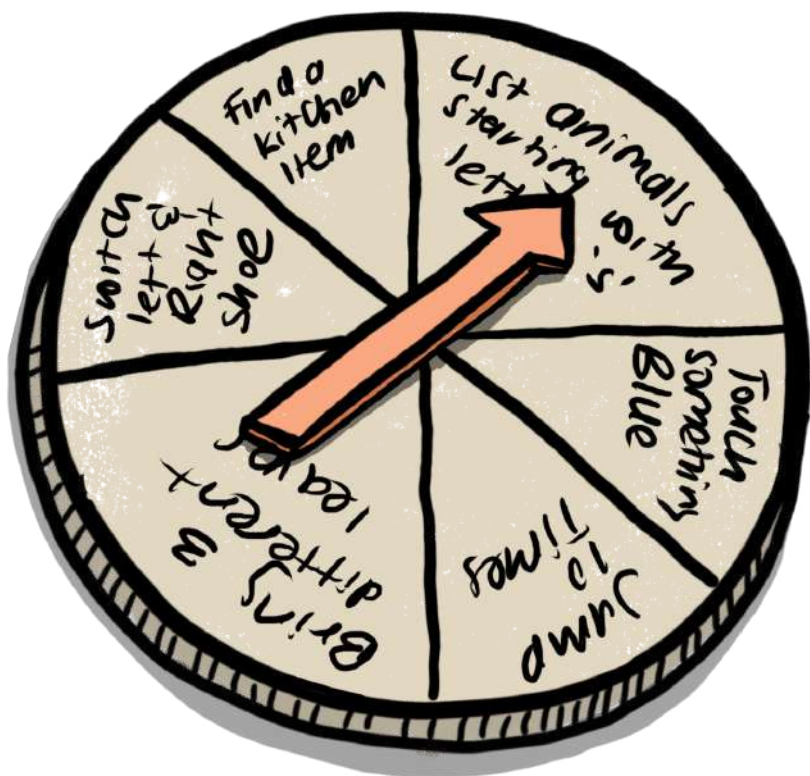
4

Cut an arrow pointer from the cardboard paper and place it flat on the centre of the circle.



5

Roll a dice and move the arrow past the same number of sections that you rolled. Do the challenge on the section where the arrow stops before someone counts to 10. Then someone else rolls the dice and does a challenge.



Final Results



NEXT GAME :
44. Shadow Drawing