


LET'S MAKE SOMETHING

Game 24.



DRAUGHTS BOARD

Instructions




Introduction:


Make a board game

Materials:

Paper, Pencil, Ruler, or 24 Bottle Caps (12 in one colour, 12 in a different colour)




1 Draw a 1-inch border on the paper




2

**Make 7 even marks on
each side**



3


**Connect the lines
using a straight edge**



64 SQUARES

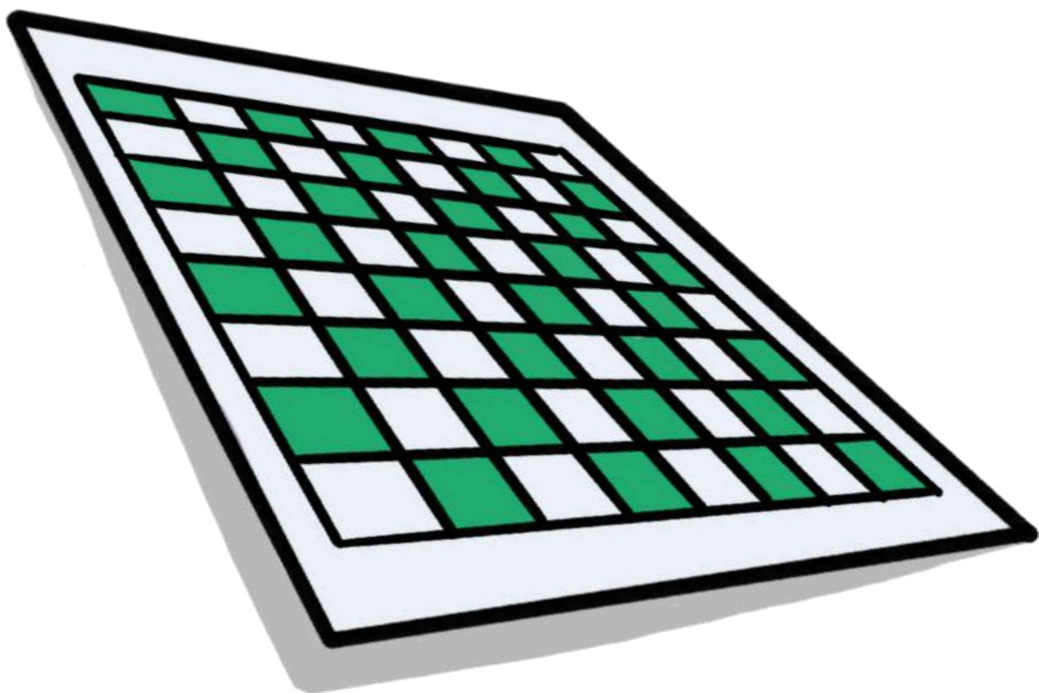
4

You should have 64 squares



5

**Colour in every other square
for a total of 32 squares**



Final Results



NEXT GAME :
25. Draughts