

**LET'S MAKE SOMETHING**

## **Game 16.**



# **SHAPE MOBILE**

**Instructions**



## Introduction:

This clay project is fun and perfect for hanging

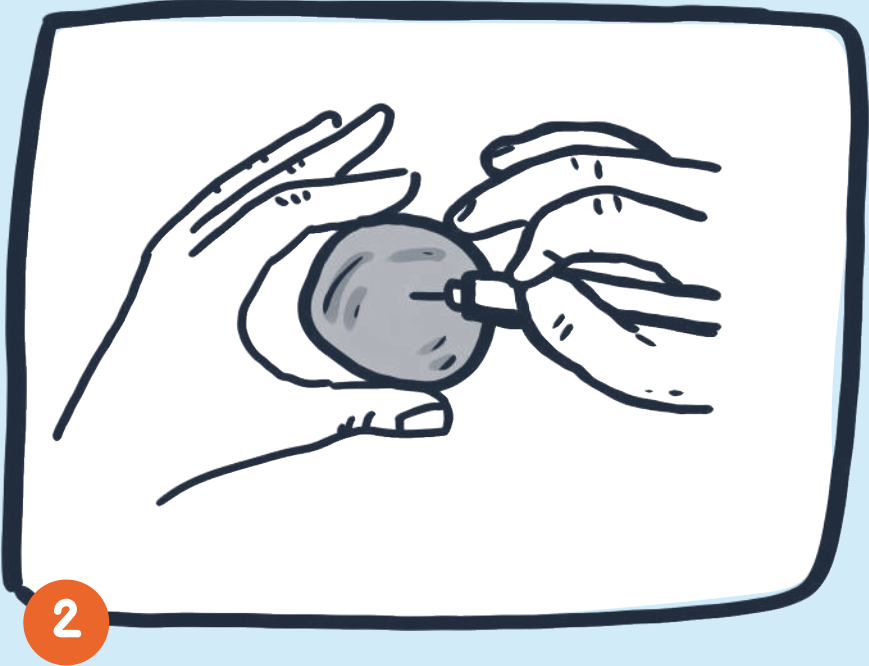
## Materials:

Clay, String, Stick



1

**Make shapes with clay: circle, heart, rectangle, square, diamond**



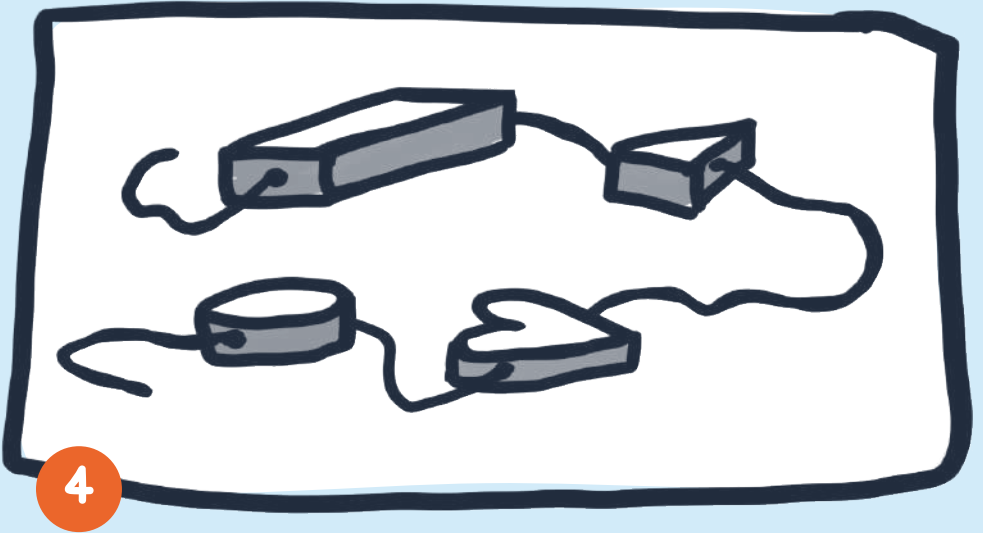
2

When you are done, poke  
a hole in the top and bottom




3

Dry overnight until hard



4

Pass the string through each hole and tie a knot at the top and bottom of each clay shape



5

Tie the strings to a stick

# Final Results



**NEXT GAME :**  
**17. Paper Tree**