

**LETS MAKE SOMETHING**

## **Game 10.**



## **MAKE A BALL**

**Instructions**




## Introduction:

Make your own ball from recycled materials


## Materials:

Old Fabric or Clothing, Plastic or Paper Bags, Newspaper, String or Cut Cloth




1

**Crumple 1 bag into a small ball to make the center of the ball**



**2**


**Layer other bags, newspaper, or cloths over the center, taking care to keep the ball round**



**3**

**For the last layer, cover the ball with the thickest cloth or bag**

4



**Wrap the ball with string or cut cloth. Make sure to pull tightly and make a web of knots to cover the entire ball**



**Final Results**



**NEXT GAME :  
11. Bowling**